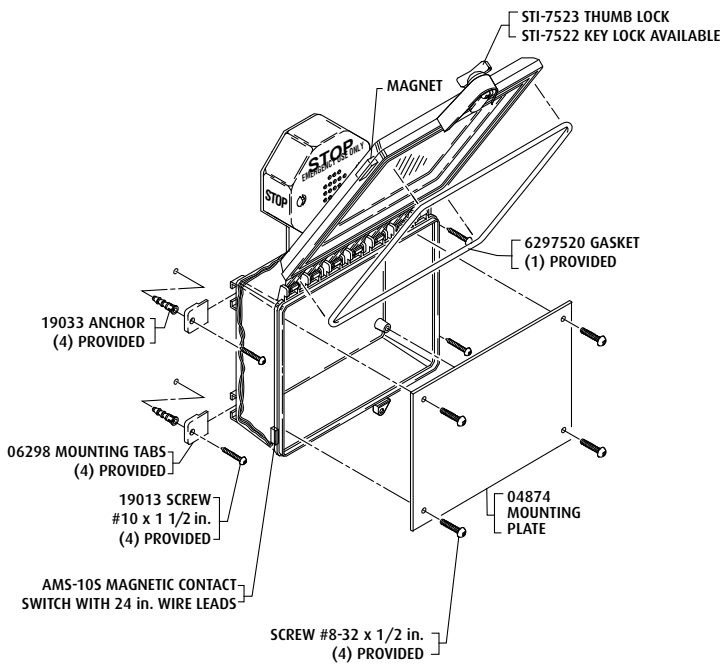




# INSTALLATION OF STI-7522 & STI-7523 PROTECTIVE CABINET



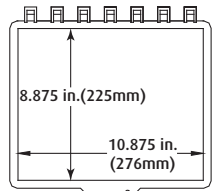
## INSTALLATION OF STI-7523 ENCLOSURE

1. Insert the (4) mounting tabs fully into backbox mounting tab slots. Use rubber mallet if necessary.
2. After selecting a suitable location, place enclosure in closed position, against the wall. Mark and drill (4) 1/4 in. diameter holes. Insert the (4) 19033 anchors. Close and lock enclosure.
3. Place enclosure in position making sure the (2) switch wires are not pinched between the wall and enclosure. Drive in the (4) screws. Enclosure is now secure.

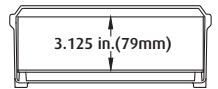
## INSTALLATION OF ALARM ASSEMBLY

1. Place the alarm mounting plate on the top center of enclosure. Select at least two of the four optional mounting holes. Mark and drill 3/16 in. holes and install the 19018 anchors.
2. Fish the magnetic switch wires through the alarm mounting plate and the siren backplate (View A). Next, drive the two alarm mounting screws into the previous installed anchors.
3. Install the two magnetic switch wires following the terminal switch diagram (View B).
4. Install the alarm cover using the (2) tamperproof screws and provided tool.

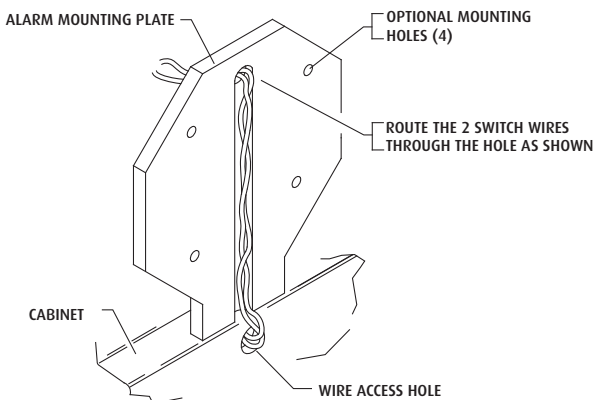
### INTERNAL PRODUCT DIMENSIONS



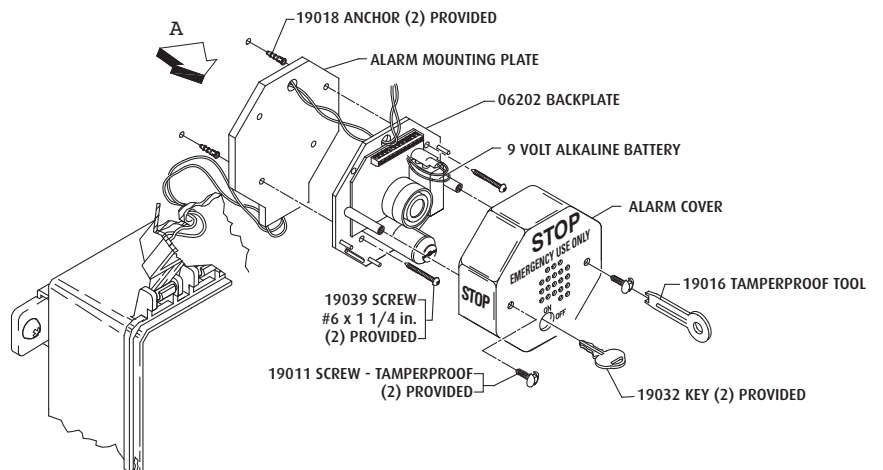
TOP VIEW



FRONT VIEW

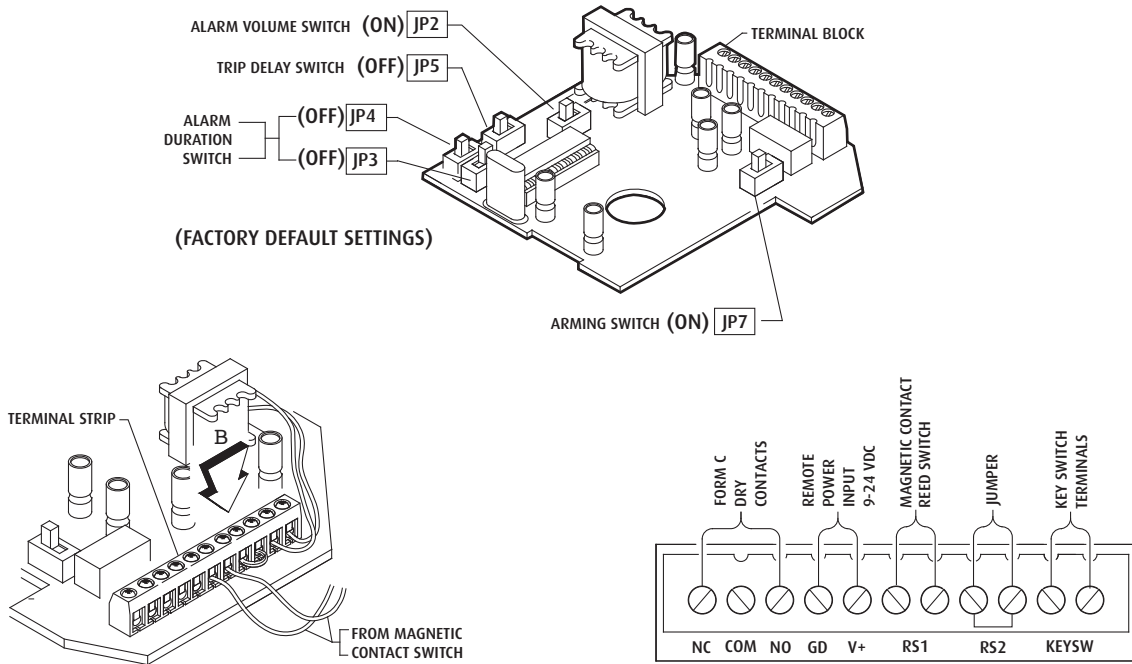


VIEW A



# CIRCUIT BOARD SET-UP

## ALARM CIRCUIT BOARD SET-UP



TERMINAL BLOCK WIRING CONNECTIONS

VIEW B

## SWITCH SETTINGS

FEATURE	JP2	JP3	JP4	JP5	JP7
<b>Volume</b> - High (105 dB) at 1 ft.	ON*				
<b>Volume</b> - Low (95 dB) at 1 ft.	OFF				
<b>Duration</b> - 30 Second Alarm		OFF	OFF		
<b>Duration</b> - 180 Second Alarm		OFF	ON		
<b>Duration</b> - Continuous Alarm		ON*	OFF*		
<b>Duration</b> - Annunciator Mode		ON	ON		
<b>Trip</b> - Immediate				OFF*	
<b>Trip</b> - 15 Second Delay				ON	
<b>Arming</b> - Immediate					ON*
<b>Arming</b> - 15 Second Delay					OFF

\*Factory Settings

Note: Slide black lever to desired ON/OFF position as labeled on circuit board.



**Safety Technology International, Inc.**  
 2306 Airport Road • Waterford, Michigan 48327-1209  
 Phone: 248-673-9898 • Toll Free: 800-888-4784  
 Fax: 248-673-1246 • www.sti-usa.com

**Safety Technology International (Europe) Ltd.**  
 Unit 49G Pipers Road • Park Farm Industrial Estate • Redditch  
 Worcestershire • B98 0HU • England • Tel: 44 (0) 1527 520 999  
 Fax: 44 (0) 1527 501 999 • Freephone: 0800 085 1678 (UK only)  
 E-mail: info@sti-europe.com • Web: www.sti-europe.com