



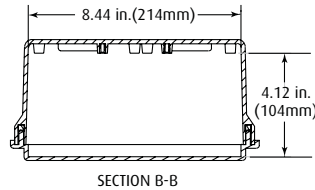
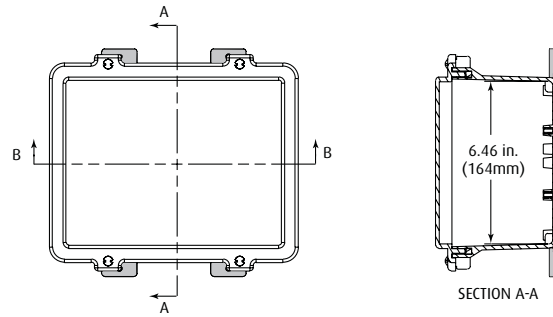
Safety Technology International, Inc.
2306 Airport Road • Waterford, Michigan 48327-1209
Phone: 248-673-9898 • Fax: 248-673-1246
Toll Free: 800-888-4784 • E-mail: info@sti-usa.com
Web: www.sti-usa.com

Safety Technology International (Europe) Ltd.
Unit 49G Pipers Road • Park Farm Industrial Estate • Redditch
Worcestershire • B98 0HU • England • Tel: 44 (0) 1527 520 999
Fax: 44 (0) 1527 501 999 • Freephone: 0800 085 1678 (UK only)
E-mail: info@sti-europe.com • Web: www.sti-europe.com

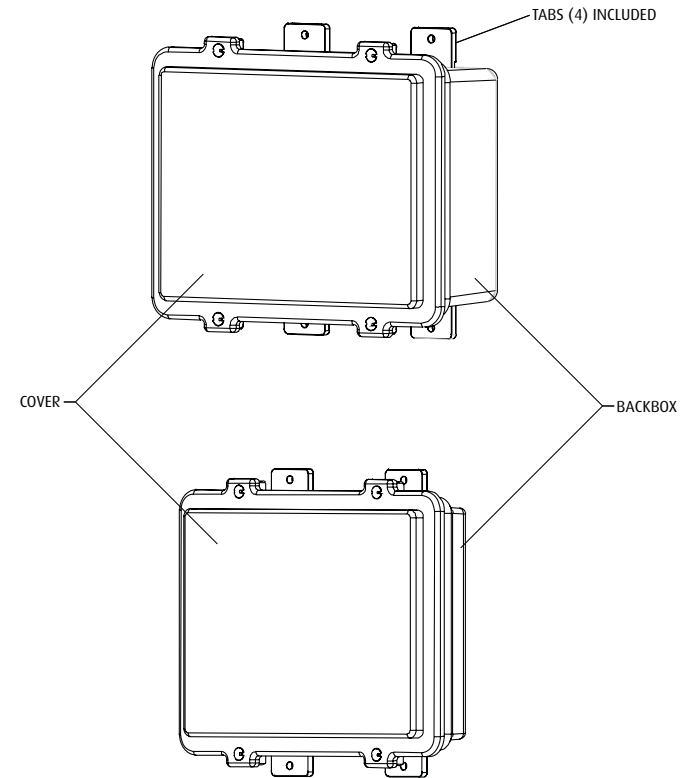
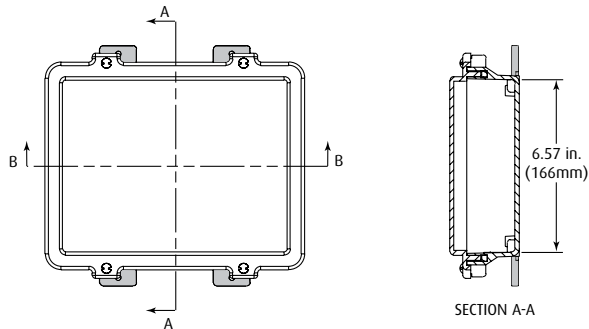
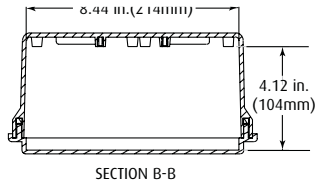
STI-7515A Access Control Housing, wall mount, with "A" backbox

STI-7515F Access Control Housing, wall mount, with "F" backbox

A MODELS



F MODELS



1. Slide mounting tabs into tab slots in enclosure backbox.
2. Hold enclosure to wall. Mark mounting holes.
3. Drill four (4) 1/4 in. (6.3mm) holes approximately 1 1/4 in. deep.
4. Insert plastic anchors. Fasten enclosure to wall.

INSTALLATION OF STI-7515 ACCESS CONTROL HOUSING

All specifications and information shown were current as of publication, and are subject to change without notice.