



FIG. 1

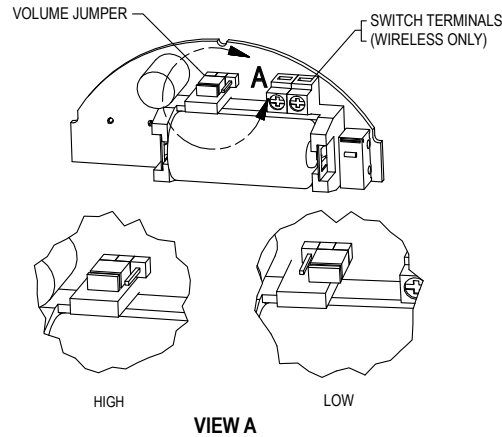


FIG. 2

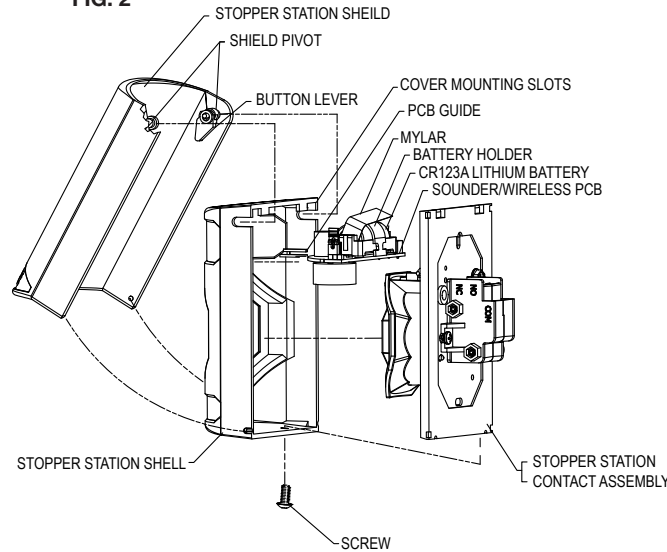
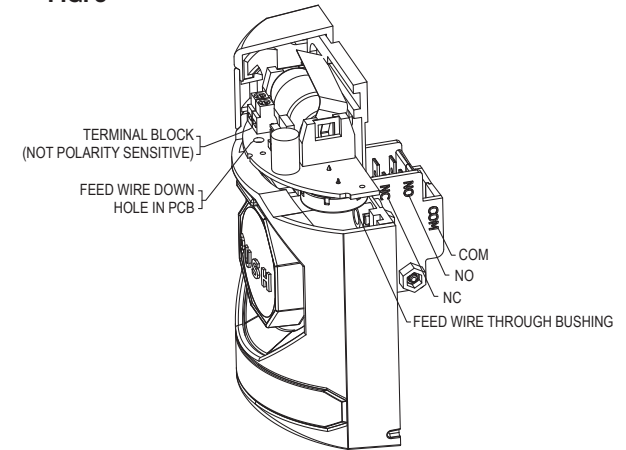


FIG. 3



STI-6517D WIRING GUIDE - CONNECT TO DRY CONTACT

1. CONNECT 2 CONDUCTOR WIRE TO TERMINAL BLOCK.
2. ROUTE WIRE DOWN THROUGH PCB THEN THROUGH BACKPLATE.
3. CONNECT WIRE TO THE COM AND N/C CONTACTS.

INSTALLATION

1. Rotate the button lever clockwise to the stop (as shown) so it is pointed toward the inside of the Stopper Station Shield.
2. With shield rotated to open position (approximately 90° to cover), insert shield pivots into slots on Stopper Station shell.
3. If desired, insert wires from device switch into PCB terminals and tighten screws. The transmitter for these terminals must be activated for use. To activate, short the terminals, then install battery. Terminals will be permanently activated.
4. Place the volume jumper for desired sounder volume, Fig. 1 (default high).
5. Insert PCB fully into PCB guides. Be sure switch wires are not routed over the battery or button.
6. Rotate shield to closed position.
7. Rotate shield to fully open position then back to closed position to ensure the button lever is pressed down onto the button. (If not, remove PCB and repeat steps 5 and 6.)
8. Pull off the plastic battery tab, leaving the battery installed. (For B version only, sounder will be active at this point.)
9. Mount shell with shield onto contact assembly.
10. Install bottom screw to hold shell to contact assembly.

IMPORTANT NOTICE

Changes or modifications not expressly approved by the manufacturer could void the user's authority to operate the equipment. This device complies with Industry Canada license-exempt RSS standard(s). Operation is subject to the following two conditions: (1) this device may not cause interference, and (2) this device must accept any interference, including interference that may cause undesired operation of the device.

Le présent appareil est conforme aux CNR d'Industrie Canada applicables aux appareils radio exempts de licence. L'exploitation est autorisée aux deux conditions suivantes: (1) l'appareil ne doit pas produire de brouillage, et (2) l'utilisateur de l'appareil doit accepter tout brouillage radioélectrique subi, même si le brouillage est susceptible d'en compromettre le fonctionnement.

Contains FCC ID: TXL34066 IC: 6335A-34066 Model: STI-34066

WIRELESS OPERATION

The STI Stopper Station with wireless alert will send two separate wireless signals to an STI Receiver. If both signals are to be used, each signal must be individually enrolled into the receiver. The first is the Stopper Station cover signal. This signal is transmitted when the cover is opened and restores the signal to normal when the cover is closed. The second is the terminal signal. A separate alert signal is sent when the terminal contacts are opened and restores the signal to normal when the terminal contacts are closed.

Available models:

STI-34066B/STI-6517B – Stopper Station cover is lifted – unit will sound and send wireless signal to an STI Receiver (see Fig. 2 for details).

STI-34066C/STI-6517C – Stopper Station cover is lifted – unit will send a wireless signal to an STI Receiver but will not sound when cover is lifted (see Fig. 2 for details).

STI-34066D/STI-6517D – Stopper Station cover is not required. PCB is wired to external contacts which allow sounder and wireless signal to be sent when the button is pressed. Only 1 transmitter with "D" option. You may use a cover for protection only (see Fig. 3 for wiring details).

To enroll the wireless device signal into the receiver, please see the receiver installation instructions.

WARNING: This product can expose you to chemicals including Dichloromethane, which is known to the State of California to cause cancer, and Bisphenol A (BPA), which is known to the State of California to cause birth defects or other reproductive harm. For more information go to www.P65Warnings.ca.gov.

Three year warranty or a one year limited warranty (from date of purchase) on most products. See website for details. Electronic warranty form at www.sti-usa.com/wc14.

STI-34066 TRANSMITTER & STI-6517 STOPPER® STATION SHIELD WITH SOUNDER & WIRELESS OPTION

All specifications and information shown were current as of publication and are subject to change without notice.

6517BIS JUNE2015



USA



EMEA