



INSTALLATION INSTRUCTIONS

1. Place wire guard over strobe as shown in Figure 1. Make sure wire guard is rotated to maximize light exposure.
2. Place clamps in recommended position as shown. Mark clamp hole locations on wall.
3. Drill (4) 5/32 diameter holes 1 1/2 in. deep. If using 19033 anchors, drill (4) 11/32 diameter holes 1 1/2 in. deep.
4. Insert anchors and/or screws and tighten.

WHEN USING MOUNTING PLATE

1. Place ceiling speaker/strobe mounting plate onto STI-9711 backplate and anchor to 4.0 square electrical box using the (2) #6-32 screws. Backplate must be orientated as shown to mount correctly.
2. Connect all wires per installation instructions.
3. Mount ceiling speaker/strobe to ceiling speaker/strobe mounting plate per installation instructions.
4. Mount wire guard over ceiling speaker/strobe and attach to backplate using the (4) clamps and screws.

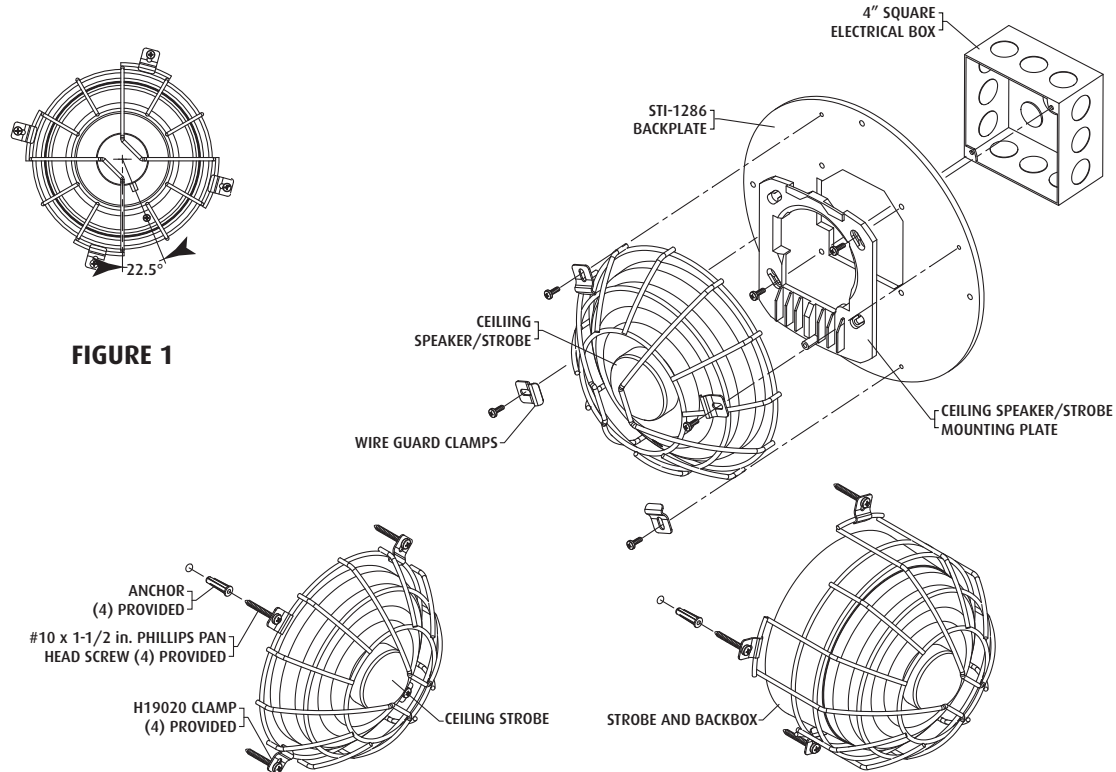


FIGURE 1

LIGHT DE-RATING FACTOR

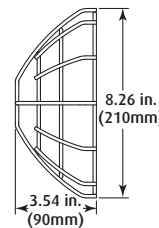
System Sensor (SCR, SCW, SCRK, SCWK, SCW-CLR-ALERT, PC2R, PC2W, PC4R, PC4W, PC2RK, PC2WK, PC4WK, SPSCWV, SPSCR, SPSCR-SP, SPSCR-PG, SPSCW, SPSCW-SP, SPSCW-PG, SPSCRV, SPSCRV-PG, SPSCWV, SPSCWV-SP and SPSCWV-PG, SPSCWK, SPSCW-CLR-ALERT)

0%

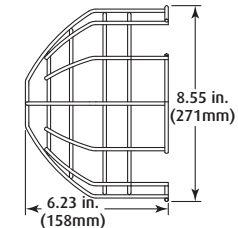
System Sensor (SCRH, SCWH, SCRHK, SCWHK, PC2RH, PC2WH, PC4RH, PC2RHK, PC2WHK, PC4WHK, SPSCWHV, SPSCRH, SPSCRH-SP, SPSCRH-PG, SPSCWH, SPSCWH-SP, SPSCWH-PG, SPSCRVH, SPSCRVH-SP, SPSCRVH-PG, SPSCWHV-SP, SPSCWHV-PG, SPSCWHK)

0%

Light Loss %



STI-9711



STI-9714

Three year warranty or a one year limited warranty (from date of purchase) on most products. See website for details. Electronic warranty form at www.sti-usa.com/wc14.



INSTALLATION OF STI-9711 AND STI-9714 HORN/STROBE/SPEAKER DAMAGE STOPPER®

All specifications and information shown were current as of publication and are subject to change without notice.


ADDITIONAL WIRE GUARDS AVAILABLE

Visit www.sti-usa.com for complete details

SMOKE DETECTOR GUARDS

STI-9601	8.25 x 2.75"
STI-9601-SS	8.25 x 2.75"
STI-9602	8.25 x 4.25"
STI-9604	7 x 3.25"
STI-9604-SS	7 x 3.25"
STI-9605	7.125 x 4.5"
STI-9605-SS	7.125 x 4.5"
STI-9609	8.25 x 4.6"
STI-9609-SS	8.25 x 4.6"

STI-9610	8.25 x 6"
STI-9712	6.87 x 4.53"
STI-9713	6.87 x 2.50"



BEAM SMOKE DETECTORS

STI-9623	7.75 x 6 x 6"
STI-9624	8.875 x 5.5 x 4.75"
STI-9625	7.875 x 10.25 x 12.625"
STI-9706	10.82 x 9.32 x 4"
STI-9707	11 x 9.62 x 5.5"
STI-9840	6.61 x 5.78"
STI-9841	11.52 x 10 x 3.58"
STI-9845	6.7 x 9.2 x 4.07"



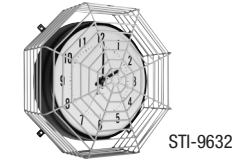
PIR GUARDS

STI-9618	4.62 x 5.37 x 3"
STI-9619	7.75 x 5.37 x 5.62"
STI-9620	6.25 x 4 x 2.25"
STI-9621	7 x 5.75 x 4.50"
STI-9622	8.75 x 4 x 3.75"




CLOCK/BELL WIRE CAGES

STI-9631	10.5" Diameter
STI-9631-SS	10.5" Diameter
STI-9631-R	10.5" Diameter
STI-9632	16.5" Diameter
STI-9632-SS	16.5" Diameter
STI-9633	20" Diameter



EXIT SIGN WIRE CAGES

STI-9640	10.5 x 13.75 x 2.75"
STI-9740	15.5 x 20.5 x 6"
STI-9741	14.80 x 16.09 x 5.35"
STI-9742	15.59 x 16.09 x 3.30"




EMERGENCY LIGHT CAGES

STI-9641	19.7 x 14.6 x 4"
STI-9644	8.7 x 17.7 x 5"
STI-9645	13.8 x 21.7 x 5.9"
STI-9649	10.75 x 24.75 x 11.25"
STI-9703	5 x 13.5 x 4"



BEACON & SOUNDER CAGES

STI-9614	7.9 x 6"
STI-9615	3.7 x 3.5"
STI-9617	5.9 x 4.9"
STI-9664	3.86 x 6.18"
STI-9665	7 x 8.43"



MISCELLANEOUS WIRE CAGES

STI-9705	7.4 x 6.15 x 3.39"	STI-9729	7 x 7 x 7"
STI-9708	7.49 x 6.74 x 6.09"	STI-9730	12 x 12 x 12"
STI-9711	8.26 x 8.26 x 3.54"	STI-9880	10.45 x 62.75 x 6.2"
STI-9714	8.55 x 8.55 x 6.23"	STI-9881	10.45 x 98.25 x 6.2"
STI-9717	6.1 x 9.3 x 2.4"	STI-241416	33.25 x 23.29 x 16"
STI-9720	6.1 x 9.3 x 4.9"	STI-282121	39.06 x 32.01 x 21.29"

