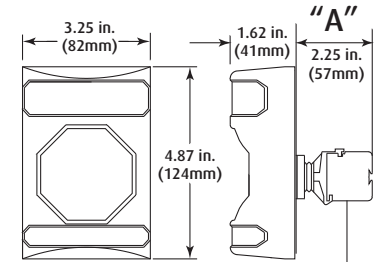
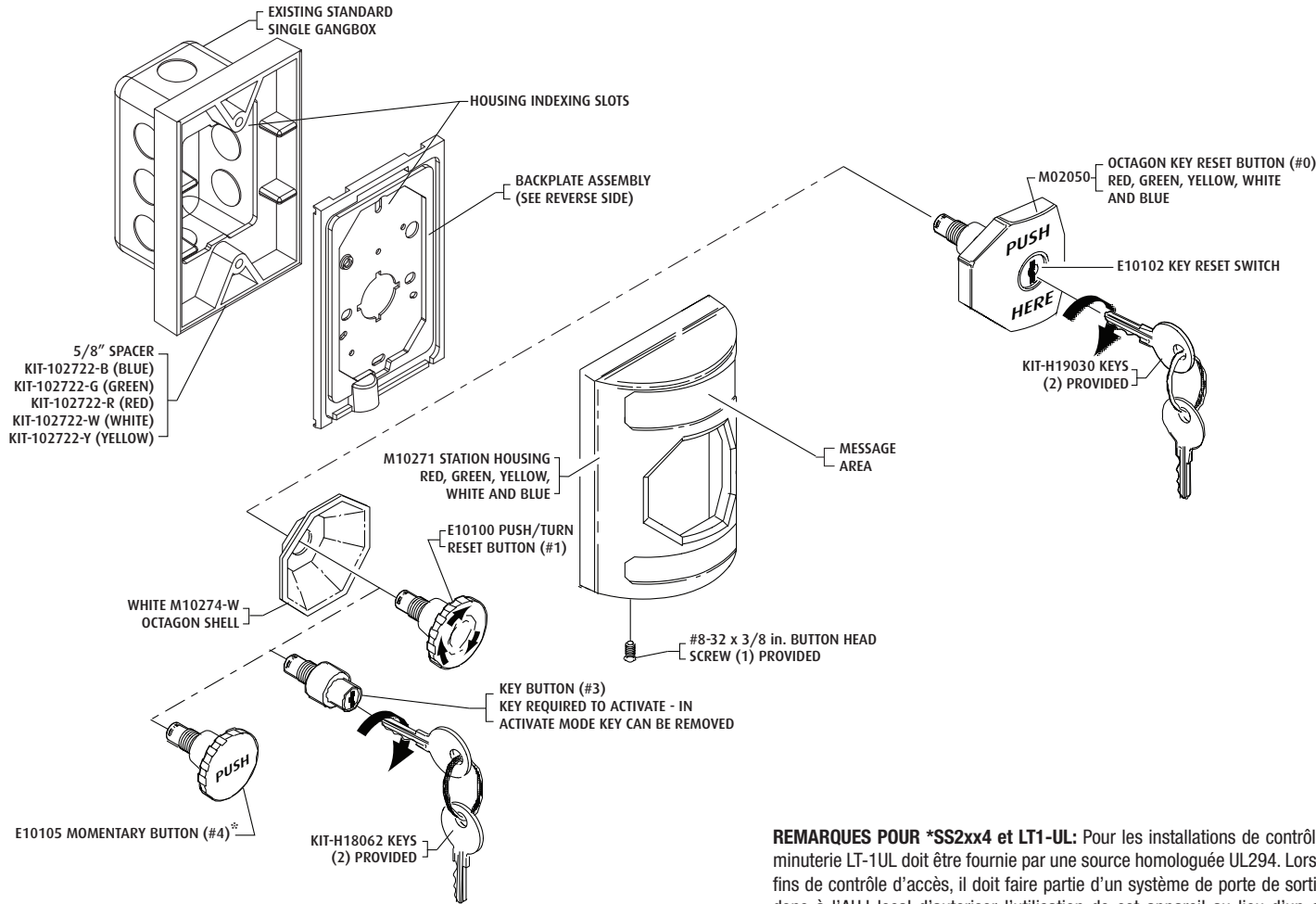




Safety Technology International

2306 Airport Road
Waterford • Michigan • 48327-1209
Phone: 248-673-9898 • Fax: 248-673-1246
E-mail: info@sti-usa.com • Web: www.sti-usa.com

Taylor House • 34 Sherwood Road • Bromsgrove
Worcestershire • B60 3DR • England
Tel: +44 (0)1527 520 999 • Fax: +44 (0)1527 501 999
E-mail: info@sti-emea.com • Web: www.sti-emea.com



NOTE: TO PROVIDE ADEQUATE CLEARANCE FOR INSTALLATION, MAY REQUIRE: KIT-102722 5/8" SPACER

PRODUCT DIMENSIONS

"A" - Contact Depth

SS2xy0*	2.16"
SS2xy1	2.04"
SS2xy3*	2.13"
SS2xy4	2.04"

* If extra depth needed in electrical box order KIT-102722-color.

***SS2xx4 and LT1-UL NOTES:** For access control installations, power for the LT-1UL Timer must be supplied by a power source listed to UL294. When used for access control, this device shall be used as part of an access controlled egress door system. It is up to the local AHJ to allow use of this device in place of an automatic sensor. For higher security installations, lower time limits should be used. For SS2xx4 and LT1-UL the enclosed timer is to be used and installed per the enclosed LT-1UL installation sheet. *SS2xx4 and LT1-UL maximum rating 30 VDC 3A.

UL294 Performance Levels:

Line Security: I Endurance: IV
Attack: I Standby Power: I

REMARQUES POUR *SS2xx4 et LT1-UL: Pour les installations de contrôle d'accès, l'alimentation de la minuterie LT-1UL doit être fournie par une source homologuée UL294. Lorsque cet appareil est utilisé aux fins de contrôle d'accès, il doit faire partie d'un système de porte de sortie à accès contrôlé. Il incombe donc à l'AHJ local d'autoriser l'utilisation de cet appareil au lieu d'un capteur automatique. Pour les installations de sécurité plus renforcée, des délais inférieurs doivent être utilisés. Pour les modèles SS2xx4 et LT1-UL, la minuterie intégrée doit être installée et utilisée suivant la fiche d'installation LT-1UL fournie. La cote maximale des modèles *SS2xx 4 et LT1-UL est de 30 VCC 3A.

Three year warranty or a one year limited warranty (from date of purchase) on most products. See website for details. Electronic warranty form at www.sti-usa.com/wc14.

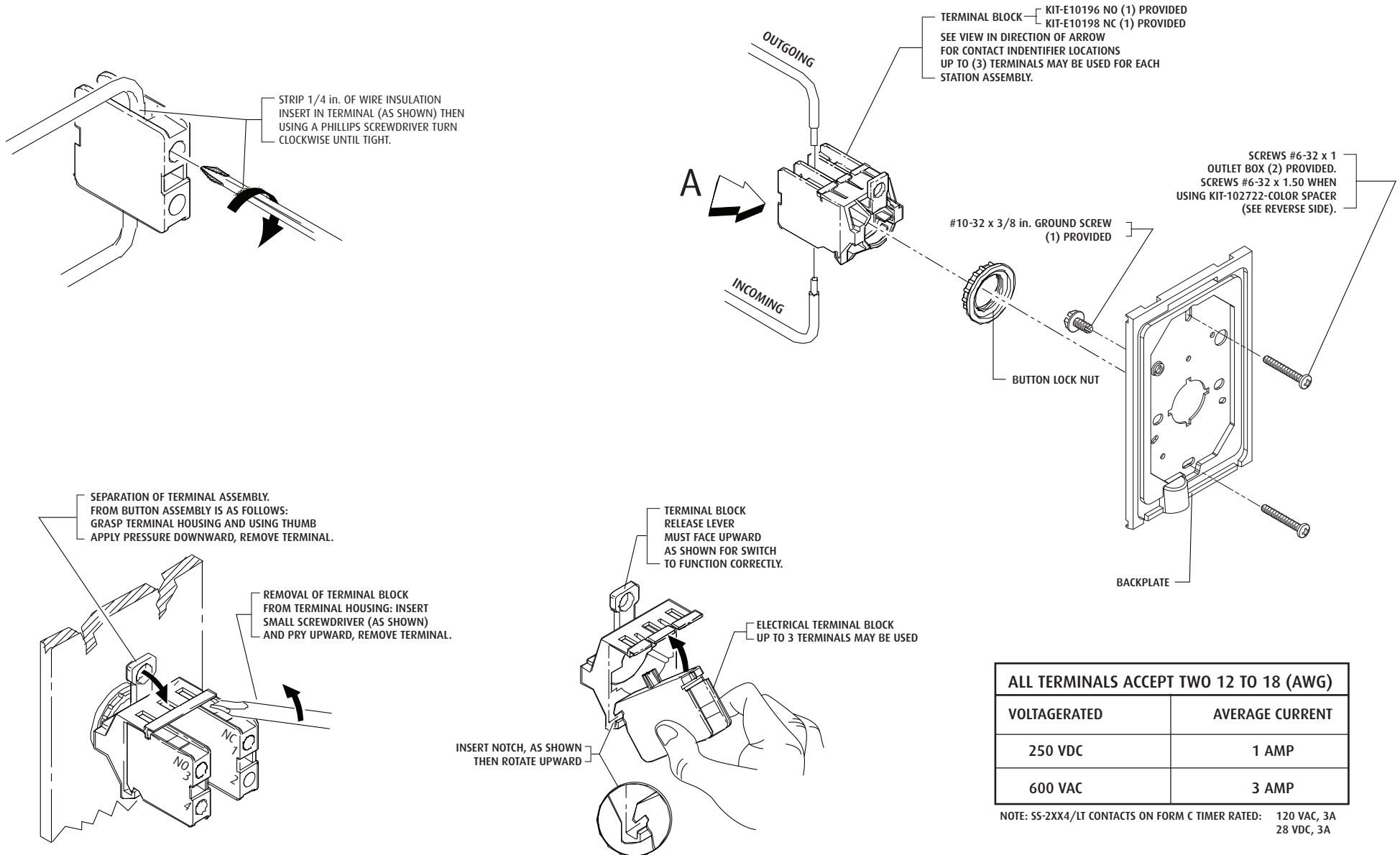
WARNING: This product can expose you to chemicals including Bisphenol A, which is known to the State of California to cause reproductive harm and Dichloromethane, which is known to the State of California to cause cancer. For more information go to www.P65Warnings.ca.gov.



INSTALLATION OF SS2xx0, SS2xx1, SS2xx3, SS2xx4 SERIES STOPPER® STATION

All specifications and information shown were current as of publication, and are subject to change without notice.

1027IS OCT2018



ALL TERMINALS ACCEPT TWO 12 TO 18 (AWG)	
VOLTAGERATED	AVERAGE CURRENT
250 VDC	1 AMP
600 VAC	3 AMP

NOTE: SS-2XX4/LT CONTACTS ON FORM C TIMER RATED: 120 VAC, 3A
28 VDC, 3A

INSTALLATION OF SS2xx0, SS2xx1, SS2xx3, SS2xx4 SERIES STOPPER® STATION
All specifications and information shown were current as of publication, and are subject to change without notice.