

# STI Waterproof ReSet Call Points



## KEY FEATURES

### General Information

- Unique manual call point that mimics the feel of breaking glass whilst offering the user the benefits and environmental advantages of a resettable operating element.
- Three year guarantee against breakage of polycarbonate in normal use (one year guarantee on electromechanical and electronic components).

### Design

- An indicator drops into view at the top of the window on activation. The unit is then simply reset with a key and is ready for re-use straight away.
- Waterproof models are tested to IP67.

### Construction

- Extremely attractive, high value look and feel: glass appearance maintains operator deterrence, whilst a visible warning flag confirms activation.

### Installation

- Easy installation due to no glass elements that could be broken or incorrectly fitted.
- Surface mounted, 20mm conduit entry points are provided for ease of installation.
- Current rating (all series) - 3 Amps 12-24V DC, current rating (series 02 & 11) - 3 Amps 125-250V AC.
- Installation terminal conductor size 0.5mm - 2.5mm.
- Operating temperature -20°C (-4°F) to 65°C (149°F).

### Options

- Low profile, heavy-duty terminations.
- Optional integral cover can be fitted to prevent accidental activation.
- Complete functional test with every activation.
- Alternative single pole changeover & double pole versions are also available (Series 02, Series 11).

### Accessories

- STI-RP-K/10 Reset Key (pack of 10)



#### Step 1:

Positive action - mimics the feel of breaking glass.

#### Step 2:

A warning indicator drops into view when the call point is activated.

#### Step 3:

To reset a simple key is inserted into the bottom of the call point.

#### Step 4:

A quick turn of the key and the call point is reset and ready for use again straight away.

## PRODUCT OVERVIEW

The Waterproof ReSet Call Points are a unique call point that mimic the feel of breaking glass whilst offering the user the benefits and environmental advantages of a re-settable operating element. They are specially designed for use within harsh environments such as oil rigs, ships, factories, as well as wash down areas that are sensitive to broken glass. They are compatible with most conventional fire alarm systems. They are safe to use in areas where glass cannot be used such as food processing plants and leisure centres. As the units can be simply reset they provide an ideal solution for areas that suffer from a high number of false activations such as schools, shopping centres and other public places.

## HOW IT WORKS

The 'ReSet' uses a simple yet ingenious patented mechanism which consists of a rigid plastic operating element and an over centre spring mechanism. This arrangement provides real action on operation and simulates break glass activation. An activation indicator drops into view at the top of the window after the 'ReSet' has been operated. The unit is then simply reset with a key and is ready for reuse straight away.

# STI Waterproof ReSet Call Points

Dimensions and Technical Information



0359-CPR-00439

## BUILD YOUR OWN MODEL

WRP2 - - -

## DIMENSIONS

	Height (mm)	Width (mm)	Depth (mm)
WRP2	90	89	72

### Prefix Options:

WRP2 - Waterproof ReSet Call Point

### Colour Options:

R = Red  
G = Green  
Y = Yellow  
B = Blue  
W = White  
O = Orange

### Electrical Arrangement Options:

01 = Conventional Fire Model (470 680Ω)  
02 = Single Pole Changeover  
11 = Double Pole Changeover

### Label Options:

CL = Custom Label

**Standard Function Marking** - will come as standard with all models (except red & green) unless -CL is specified. See right for standard labels supplied.

### Label Options



Supplied with all red models as standard, unless -CL is specified



Supplied with all green models as standard, unless -CL is specified

### STANDARD FUNCTION MARKING

Supplied with all models (except red & green) unless -CL is specified

### CUSTOM LABEL

Add -CL to desired product code (available for all colours)

### Standard Function Marking:

Contains the following labels in English, with black or white text, depending on colour selected:

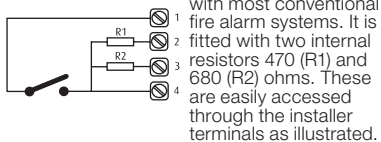
- EMERGENCY • EMERGENCY DOOR RELEASE • EMERGENCY EXIT
- EVACUATE • GAS ABORT • GAS RELEASE • GAS SHUT OFF • INCIDENT
- ISOLATION SWITCH • PANIC ALARM • POOL ALARM • SMOKE VENT

**CUSTOM LABEL = Max, 2 lines, 10 characters per line including spaces**

## Electrical Arrangement Options

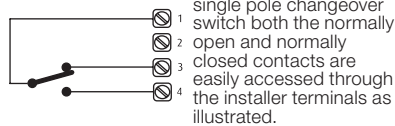
\*Switch arrangements shown with ReSet in standby

### Series 01\*

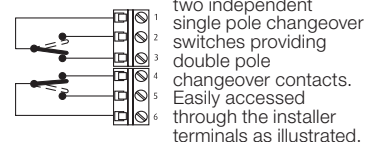


\*only available with Red models

### Series 02



### Series 11



## Covers Available

### Integral Cover



CI

Designed to fit directly to the cover of the STI Call Points (Indoor/Outdoor), preventing accidental activation.

### Universal Stopper® - Surface mount



STI-13120FR

These indoor and outdoor low profile or dome polycarbonate covers protect devices such as manual call points, emergency buttons and dual action pull stations etc., without restricting legitimate operation. The versatile cover offers excellent protection against physical damage (both accidental and intentional), dust and grime as well as severe environments inside and out.

### Weather Stopper II® - Surface mount



STI-3150

This unique device is ideal for extending the life and reliability of weather exposed devices, such as larger manual call points. It offers protection against harsh environments and conditions both outside and inside, as well as preventing tampering, vandalism and damage from accidental or malicious operation.



**Safety Technology International**

Taylor House  
34 Sherwood Road  
Bromsgrove  
Worcestershire  
B60 3DR, England

Tel: +44 (0)1527 520 999  
Fax: +44 (0)1527 501 999  
info@sti-emea.com  
www.sti-emea.com

2306 Airport Road  
Waterford, Michigan  
48327, USA

Tel: 248-673-9898  
Fax: 248-673-1246  
Toll-free: 0800-888-4784  
info@sti-usa.com  
www.sti-usa.com